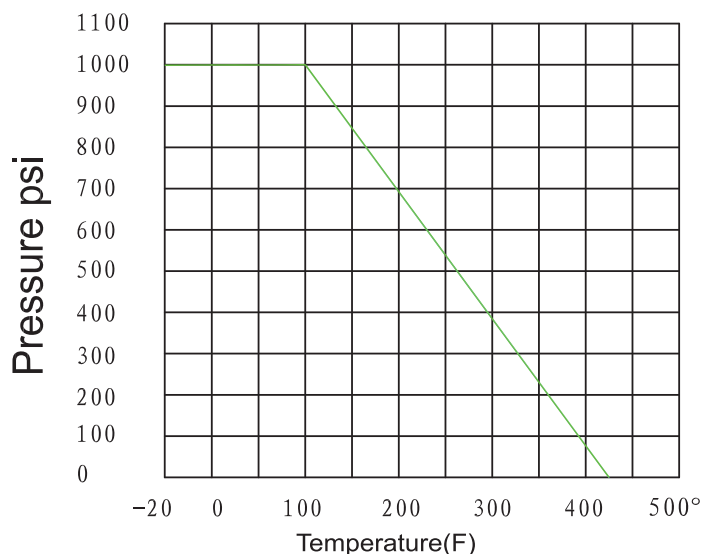


**DESIGN FEATURES:**

- Blow-out Proof Stem
- Pressure Balance Hole in Ball Slot
- Double Reduced Port
- Various Thread Standards Available
- Locking Device is Available Upon Request
- Casting Approved by TÜV AD 2000 - Merkblatt W0

**APPLICABLE STANDARDS:**

- Design : ASME B16.34, MSS SP-110
- Wall Thickness : EN 12516 - 3
- Pipe Thread : ASME B1.20.1
- Inspection & Testing : MSS SP-110



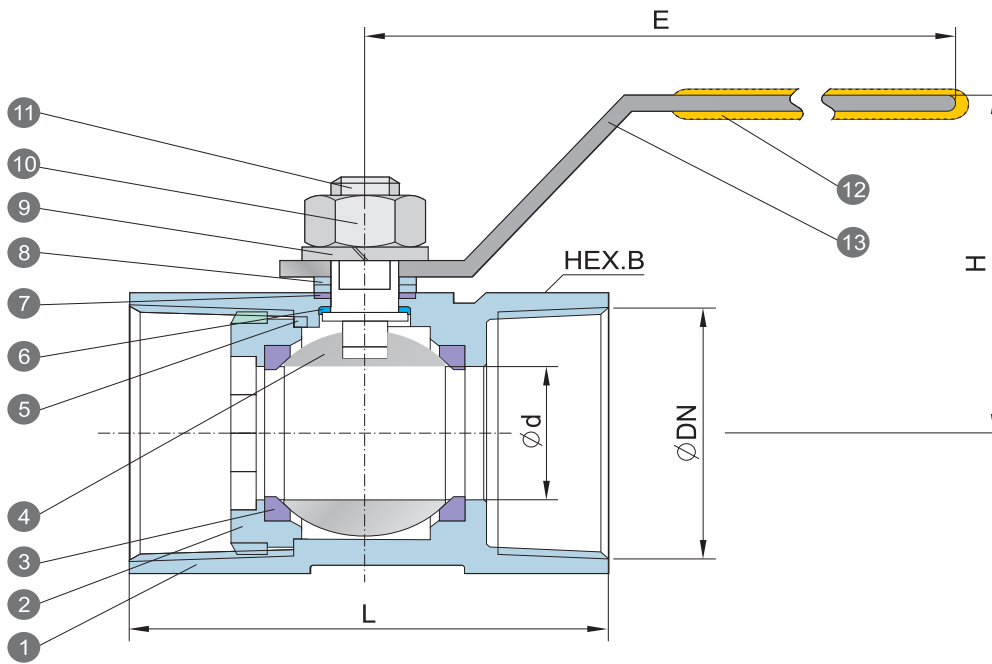
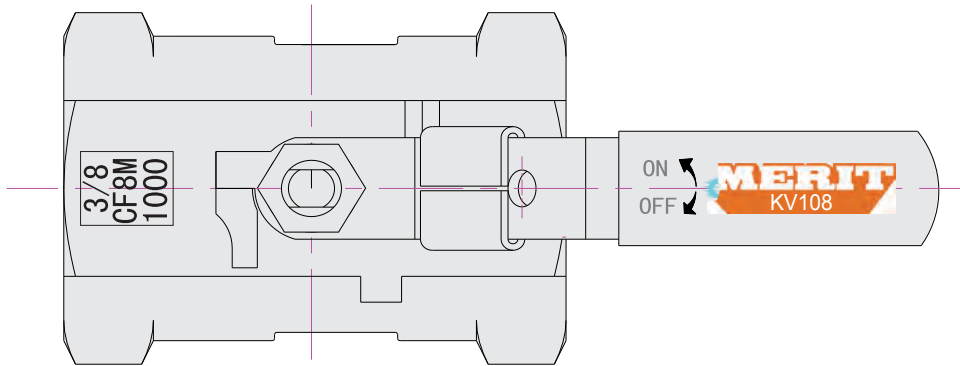
**Cv, Weights & Port**

Size	Cv	Wt (Lbs)	Port
1/4"	N/A	0.16	0.20
3/8"	N/A	0.24	0.28
1/2"	N/A	0.42	0.36
3/4"	N/A	0.64	0.49
1"	18	0.93	0.59
1-1/4"	36	1.39	0.79
1-1/2"	48	1.90	0.98
2"	72	3.27	1.26

**Torques(in-lbs)**

Size	Torque
1/4"	40
3/8"	40
1/2"	44
3/4"	53
1"	89
1-1/4"	115
1-1/2"	168
2"	252

Headquarters:  
One Merit Drive  
PO Box 43127  
Cleveland, OH 44143  
Tel: 216.261.9800  
Toll Free Tel: 800.726.9800  
Toll Free Fax: 855.MBFAXIT (623.2948)  
Email: mbsales@meritbrass.com  
Websites: www.meritbrass.com  
www.MBWebXpress.com



NO.	PART NAME	MATERIALS		
1	Body	CF8M	CF8	WCB
2	End Plug	CF8M	CF8	WCB
3	Ball Seat	PTFE		
4	Ball	CF8M	CF8	
5	Body Gasket	PTFE		
6	Thrust Washer	PTFE		
7	Stem Packing	PTFE		

NO.	PART NAME	MATERIALS
8	Gland Nut	SUS 304
9	Stem Washer	SUS 304
10	Stem Nut	A194 - 8
11	Stem	SUS 316   SUS 304
12	Handle Sleeve	Vinyl Plastic
13	Handle	SUS 304

Unit: inch

SIZE	Ød	L	H	E	HEX.B	ØDN
1/4"	0.20	1.63	1.34	2.76	0.67	NPT
3/8"	0.28	1.81	1.38	3.15	0.83	
1/2"	0.36	2.28	1.73	3.62	0.98	
3/4"	0.49	2.40	1.81	3.62	1.26	
1"	0.59	2.89	2.01	4.53	1.50	
1-1/4"	0.79	3.07	2.28	4.53	1.89	
1-1/2"	0.98	3.35	2.60	5.00	2.09	
2"	1.26	4.02	2.83	5.00	2.60	