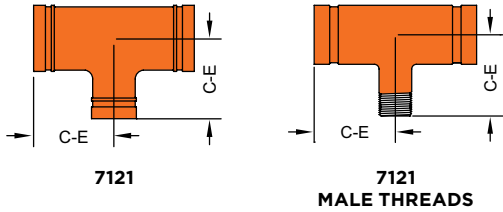


7121

7121 Reducing Tee
W121 Wrought Reducing Tee



Job Name:	
Job Location:	
Engineer:	
Contractor:	
Tag:	
PO#:	
Rep:	
Wholesale Dist.:	



Shurjoint grooved-end reducing tees are made of ductile iron per ASTM A536 Gr. 65-45-12 and or ASTM A395 Gr. 65-45-15. C-E dimensions are manufacturer's standard.

For sizes larger than 14" (350 mm) are fabricated from standard weight (0.375" or 9.5 mm) carbon steel pipe to ASTM A234 GR. WPB or segmentally welded with carbon steel of the same or equivalent grade. C-E & C-B dimensions conform to ANSI B16.9.

Shurjoint standard fitting pressure ratings conform to the ratings of Model 7707 couplings.

For Fire Protection pressure rating, listing, and approval information, refer to Data Sheet B-42 or visit www.shurjoint.com for details or contact Shurjoint.

DIMENSIONS

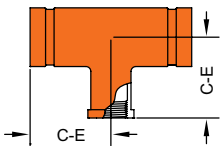
NOMINAL SIZE	PIPE O.D.	STANDARD C - E	THREADED BR. C - E	WEIGHT
in	in	in	in	lb
mm	mm	mm	mm	kg
2 x 2 x 1-1/4	2.375 x 2.375 x 1.660	3.25	---	2.6
50 x 50 x 32	60.3 x 60.3 x 42.2	83	---	1.2
2 x 2 x 1-1/2	2.375 x 2.375 x 1.900	3.25	3.25*	2.6
50 x 50 x 40	60.3 x 60.3 x 48.3	83	83	1.2
2-1/2 x 2-1/2 x 1	2.875 x 2.875 x 1.315	3.75	3.75	3.7
65 x 65 x 25	73.0 x 73.0 x 33.4	95	95	1.7
2-1/2 x 2-1/2 x 1-1/4	2.875 x 2.875 x 1.660	3.75	3.75	3.7
65 x 65 x 32	73.0 x 73.0 x 42.2	95	95	1.7
2-1/2 x 2-1/2 x 1-1/2	2.875 x 2.875 x 1.900	3.75	3.75	4.0
65 x 65 x 40	73.0 x 73.0 x 48.3	95	95	1.8
2-1/2 x 2-1/2 x 2	2.875 x 2.875 x 2.375	3.75	3.75	4.4
65 x 65 x 50	73.0 x 73.0 x 60.3	95	95	2.0
76.1 x 76.1 x 25 mm	3.000 x 3.000 x 1.315 76.1 x 76.1 x 33.4	3.75 95	3.75 95	3.7 1.7
76.1 x 76.1 x 32 mm	3.000 x 3.000 x 1.660 76.1 x 76.1 x 42.2	3.75 95	3.75 95	4.4 2.0
76.1 x 76.1 x 40 mm	3.000 x 3.000 x 1.900 76.1 x 76.1 x 48.3	3.75 95	3.75 95	4.2 1.9
76.1 x 76.1 x 50 mm	3.000 x 3.000 x 2.375 76.1 x 76.1 x 60.3	3.75 95	3.75* 95	4.4 2.0
3 x 3 x 1	3.500 x 3.500 x 1.315	4.25	4.25*	5.5
80 x 80 x 25	88.9 x 88.9 x 33.4	108	108	2.5
3 x 3 x 1-1/4	3.500 x 3.500 x 1.660	4.25	4.25*	5.2
80 x 80 x 32	88.9 x 88.9 x 42.2	108	108	2.4
3 x 3 x 1-1/2	3.500 x 3.500 x 1.900	4.25	4.25	5.2
80 x 80 x 40	88.9 x 88.9 x 48.3	108	108	2.4
3 x 3 x 2	3.500 x 3.500 x 2.375	4.25	4.25	6.2
80 x 80 x 50	88.9 x 88.9 x 60.3	108	108	2.8
3 x 3 x 2-1/2	3.500 x 3.500 x 2.875	4.25	4.25	6.2
80 x 80 x 65	88.9 x 88.9 x 73.0	108	108	2.8
80 x 80 x 76.1 mm	3.500 x 3.500 x 3.000 88.9 x 88.9 x 76.1	4.25 108	4.25* 108	6.2 2.8
4 x 4 x 1	4.500 x 4.500 x 1.315	5.00	5.00	8.9
100 x 100 x 25	114.3 x 114.3 x 33.4	127	127	4.0
4 x 4 x 1-1/2	4.500 x 4.500 x 1.900	5.00	5.00	9.3
100 x 100 x 40	114.3 x 114.3 x 48.3	127	127	4.2

NOMINAL SIZE	PIPE O.D.	STANDARD C - E	THREADED BR. C - E	WEIGHT
4 x 4 x 2	4.500 x 4.500 x 2.375	5.00	5.00	8.8
100 x 100 x 50	114.3 x 114.3 x 60.3	127	127	4.0
4 x 4 x 2-1/2	4.500 x 4.500 x 2.875	5.00	5.00	9.5
100 x 100 x 65	114.3 x 114.3 x 73.0	127	127	4.3
100 x 100 x 76.1 mm	4.500 x 4.500 x 3.000 114.3 x 114.3 x 76.1	5.00 127	5.00* 127	9.5 4.3
4 x 4 x 3	4.500 x 4.500 x 3.500	5.00	5.00	9.4
100 x 100 x 80	114.3 x 114.3 x 88.9	127	127	4.3
139.7 x 139.7 x 50 mm	5.500 x 5.500 x 2.375 139.7 x 139.7 x 60.3	5.50 140	5.50* 140	12.4 5.6
139.7 x 139.7 x 65 mm	5.500 x 5.500 x 2.875 139.7 x 139.7 x 73.0	5.50 140	5.50* 140	12.8 5.8
in	in	in	in	lb
mm	mm	mm	mm	kg
5 x 5 x 2	5.563 x 5.563 x 2.375	5.50	5.50*	12.4
125 x 125 x 50	141.3 x 141.3 x 60.3	140	140	5.6
5 x 5 x 2-1/2	5.563 x 5.563 x 2.875	5.50	5.50*	12.8
125 x 125 x 65	141.3 x 141.3 x 73.0	140	140	5.8
5 x 5 x 3	5.563 x 5.563 x 3.500	5.50	5.50*	12.6
125 x 125 x 80	141.3 x 141.3 x 88.9	140	140	5.7
5 x 5 x 4	5.563 x 5.563 x 4.500	5.50	5.50*	13.6
125 x 125 x 100	141.3 x 141.3 x 114.3	140	140	6.2
165.1 x 165.1 x 50 mm	6.500 x 6.500 x 2.375 165.1 x 165.1 x 60.3	6.50 165	6.50* 165	17.6 8.0
165.1 x 165.1 x 76.1 mm	6.500 x 6.500 x 3.000 165.1 x 165.1 x 76.1	6.50 165	6.50* 165	18.7 8.5
165.1 x 165.1 x 80 mm	6.500 x 6.500 x 3.500 165.1 x 165.1 x 88.9	6.50 165	6.50* 165	20.2 9.2
165.1 x 165.1 x 100 mm	6.500 x 6.500 x 4.500 165.1 x 165.1 x 114.3	6.50 165	6.50* 165	19.4 8.8
6 x 6 x 2	6.625 x 6.625 x 2.375	6.50	6.50	17.6
150 x 150 x 50	168.3 x 168.3 x 60.3	165	165	8.0
6 x 6 x 2-1/2	6.625 x 6.625 x 2.875	6.50	6.50*	18.7
150 x 150 x 65	168.3 x 168.3 x 73.0	165	165	8.5
6 x 6 x 3	6.625 x 6.625 x 3.500	6.50	6.50	20.2
150 x 150 x 80	168.3 x 168.3 x 88.9	165	165	9.2
6 x 6 x 4	6.625 x 6.625 x 4.500	6.50	6.50*	19.4
150 x 150 x 100	168.3 x 168.3 x 114.3	165	165	8.8

NOMINAL SIZE	PIPE O.D.	STANDARD C - E	THREADED BR. C - E	WEIGHT
8 x 8 x 2	8.625 x 8.625 x 2.375	7.75	7.75	32.5
200 x 200 x 50	219.1 x 219.1 x 60.3	197	197	14.8
8 x 8 x 2-1/2	8.625 x 8.625 x 2.875	7.75	---	31.9
200 x 200 x 65	219.1 x 219.1 x 73.0	197	---	14.5
8 x 8 x 3	8.625 x 8.625 x 3.500	7.75	7.75	34.2
200 x 200 x 80	219.1 x 219.1 x 88.9	197	197	15.5
8 x 8 x 4	8.625 x 8.625 x 4.500	7.75	7.75	44.0
200 x 200 x 100	219.1 x 219.1 x 114.3	197	197	20.0
8 x 8 x 6	8.625 x 8.625 x 6.625	7.75	---	46.2
200 x 200 x 150	219.1 x 219.1 x 168.3	197	---	21.0
10 x 10 x 4	10.750 x 10.750 x 4.500	9.00	9.00*	62.8
250 x 250 x 100	273.0 x 273.0 x 114.3	229	229	28.5
10 x 10 x 6	10.750 x 10.750 x 6.625	9.00	---	66.0
250 x 250 x 150	273.0 x 273.0 x 168.3	229	---	30.0

NOMINAL SIZE	PIPE O.D.	STANDARD C - E	THREADED BR. C - E	WEIGHT
10 x 10 x 8	10.750 x 10.750 x 8.625	9.00	---	69.3
250 x 250 x 200	273.0 x 273.0 x 219.1	229	---	31.5
12 x 12 x 3	12.750 x 12.750 x 3.500	10.00	10.00*	88.1
300 x 300 x 80	323.9 x 323.9 x 88.9	254	254	40.0
12 x 12 x 4	12.750 x 12.750 x 4.500	10.00	10.00*	90.4
300 x 300 x 100	323.9 x 323.9 x 114.3	254	254	41.0
12 x 12 x 6	12.750 x 12.750 x 6.625	10.00	---	83.6
300 x 300 x 150	323.9 x 323.9 x 168.3	254	---	38.0
12 x 12 x 8	12.750 x 12.750 x 8.625	10.00	---	83.6
300 x 300 x 200	323.9 x 323.9 x 219.1	254	---	38.0
12 x 12 x 10	12.750 x 12.750 x 10.750	10.00	---	88.0
300 x 300 x 250	323.9 x 323.9 x 273.0	254	---	40.0

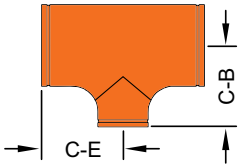
*Fabricated.



7121 FEMALE THREADS

NOMINAL SIZE	PIPE O.D.	FEMALE THREADED BRANCH	
		C - E	WEIGHT
in	in	in	lg
mm	mm	mm	kg
2 x 2 x 1-1/4	2.375 x 2.375 x 1.660	3.25	2.9
50 x 50 x 32	60.3 x 60.3 x 42.2	83	1.3
2 x 2 x 1-1/2	2.375 x 2.375 x 1.900	3.25	4.0
50 x 50 x 40	60.3 x 60.3 x 48.3	83	1.8
2-1/2 x 2-1/2 x 1	2.875 x 2.875 x 1.315	3.75	4.0
65 x 65 x 25	73.0 x 73.0 x 33.4	95	1.8
2-1/2 x 2-1/2 x 1-1/4	2.875 x 2.875 x 1.660	3.75	3.7
65 x 65 x 32	73.0 x 73.0 x 42.2	95	1.7
2-1/2 x 2-1/2 x 1-1/2	2.875 x 2.875 x 1.900	3.75	4.4
65 x 65 x 40	73.0 x 73.0 x 48.3	95	2.0
2-1/2 x 2-1/2 x 2	2.875 x 2.875 x 2.375	3.75	4.6
65 x 65 x 50	73.0 x 73.0 x 60.3	95	2.1
76.1 x 76.1 x 25 mm	3.000 x 3.000 x 1.315	3.75	4.4
	76.1 x 76.1 x 33.4	95	2.0
76.1 x 76.1 x 32 mm	3.000 x 3.000 x 1.660	3.75	4.4
	76.1 x 76.1 x 42.2	95	2.0
76.1 x 76.1 x 40 mm	3.000 x 3.000 x 1.900	3.75	4.0
	76.1 x 76.1 x 48.3	95	1.8
76.1 x 76.1 x 50 mm	3.000 x 3.000 x 2.375	3.75	4.9
	76.1 x 76.1 x 60.3	95	2.2
3 x 3 x 1/2	3.500 x 3.500 x 0.840	4.25	5.1
80 x 80 x 15	88.9 x 88.9 x 21.3	108	2.3
3 x 3 x 3/4	3.500 x 3.500 x 1.050	4.25	5.1
80 x 80 x 20	88.9 x 88.9 x 26.7	108	2.3
3 x 3 x 1	3.500 x 3.500 x 1.315	4.25	5.1
80 x 80 x 25	88.9 x 88.9 x 33.4	108	2.3

NOMINAL SIZE	PIPE O.D.	FEMALE THREADED BRANCH	
		C - E	WEIGHT
in	in	in	lg
mm	mm	mm	kg
3 x 3 x 1-1/4	3.500 x 3.500 x 1.660	4.25	5.1
80 x 80 x 32	88.9 x 88.9 x 42.2	108	2.3
3 x 3 x 1-1/2	3.500 x 3.500 x 1.900	4.25	6.0
80 x 80 x 40	88.9 x 88.9 x 48.3	108	2.7
3 x 3 x 2	3.500 x 3.500 x 2.375	4.25	6.2
80 x 80 x 50	88.9 x 88.9 x 60.3	108	2.8
3 x 3 x 2-1/2	3.500 x 3.500 x 2.875	4.25	7.3
80 x 80 x 65	88.9 x 88.9 x 73.0	108	3.3
4 x 4 x 1-1/2	4.500 x 4.500 x 1.900	5.00	9.3
100 x 100 x 40	114.3 x 114.3 x 48.3	127	4.2
4 x 4 x 2	4.500 x 4.500 x 2.375	5.00	9.3
100 x 100 x 50	114.3 x 114.3 x 60.3	127	4.2
4 x 4 x 2-1/2*	4.500 x 4.500 x 2.875	5.00	10.8
100 x 100 x 65	114.3 x 114.3 x 73.0	127	4.9
100 x 100 x 76.1 mm	4.500 x 4.500 x 3.000	5.00	9.9
	114.3 x 114.3 x 76.1	127	4.5
139.7 x 139.7 x 50 mm	5.500 x 5.500 x 2.375	5.50	11.9
	139.7 x 139.7 x 60.3	140	5.4
5 x 5 x 2	5.563 x 5.563 x 2.375	5.50	12.3
125 x 125 x 50	141.3 x 141.3 x 60.3	140	5.6
165.1 x 165.1 x 50 mm	6.500 x 6.500 x 2.375	6.50	17.6
	165.1 x 165.1 x 60.3	165	8.0
6 x 6 x 2	6.625 x 6.625 x 2.375	6.50	20.5
150 x 150 x 50	168.3 x 168.3 x 60.3	165	9.3
6 x 6 x 2-1/2	6.625 x 6.625 x 2.875	6.50	15.7
150 x 150 x 65	168.3 x 168.3 x 73.0	165	7.1



W121

NOMINAL SIZE	PIPE O.D.	W121 REDUCING TEE		WEIGHT
		C - E	C - B	
in	in	in	in	lb
mm	mm	mm	mm	kg
14 x 6	14.000 x 6.625	11.0	9.37	99.0
350 x 150	355.6 x 168.3	279.0	238.0	45.0
14 x 8	14.000 x 8.625	11.0	9.76	101.0
350 x 200	355.6 x 219.1	279.0	248.0	46.0
14 x 10	14.000 x 10.750	11.0	10.12	104.0
350 x 250	355.6 x 273.0	279.0	257.0	47.0
14 x 12	14.000 x 12.750	11.0	10.63	106.0
350 x 300	355.6 x 323.9	279.0	270.0	48.0
16 x 6	16.000 x 6.625	12.0	10.40	125.8
400 x 150	406.4 x 168.3	305.0	264.0	57.2
16 x 8	16.000 x 8.625	12.0	10.75	127.2
400 x 200	406.4 x 219.1	305.0	273.0	57.8
16 x 10	16.000 x 10.750	12.0	11.14	129.6
400 x 250	406.4 x 273.0	305.0	283.0	58.9
16 x 12	16.000 x 12.750	12.0	11.61	132.2
400 x 300	406.4 x 323.9	305.0	295.0	60.1
16 x 14	16.000 x 14.000	12.0	12.00	134.4
400 x 350	406.4 x 355.6	305.0	305.0	61.1
18 x 6	18.000 x 6.625	13.5	11.38	159.7
450 x 150	457.2 x 168.3	343.0	289.0	72.6
18 x 8	18.000 x 8.625	13.5	11.75	160.6
450 x 200	457.2 x 219.1	343.0	298.0	73.0
18 x 10	18.000 x 10.750	13.5	12.13	162.8
450 x 250	457.2 x 273.0	343.0	308.0	74.0
18 x 12	18.000 x 12.750	13.5	12.64	165.2
450 x 300	457.2 x 323.9	343.0	321.0	75.1
18 x 14	18.000 x 14.000	13.5	13.00	167.2
450 x 350	457.2 x 355.6	343.0	330.0	76.0
18 x 16	18.000 x 16.000	13.5	13.00	167.9
450 x 400	457.2 x 406.4	343.0	330.0	76.3

NOMINAL SIZE	PIPE O.D.	W121 REDUCING TEE		WEIGHT
		C - E	C - B	
in	in	in	in	lb
mm	mm	mm	mm	kg
20 x 6	20.000 x 6.625	15.0	12.36	196.9
500 x 150	508.0 x 168.3	381.0	314.0	89.5
20 x 8	20.000 x 8.625	15.0	12.76	198.0
500 x 200	508.0 x 219.1	381.0	324.0	90.0
20 x 10	18.000 x 10.750	15.0	13.11	200.0
500 x 250	508.0 x 273.0	381.0	333.0	90.9
20 x 12	20.000 x 12.750	15.0	13.62	202.4
500 x 300	508.0 x 323.9	381.0	346.0	92.0
20 x 14	20.000 x 14.000	15.0	14.02	204.4
500 x 350	508.0 x 355.6	381.0	356.0	92.9
20 x 16	20.000 x 16.000	15.0	14.02	204.6
500 x 400	508.0 x 406.4	381.0	356.0	93.6
20 x 18	20.000 x 18.000	15.0	14.50	207.9
500 x 450	508.0 x 457.2	381.0	368.0	94.5
24 x 6	20.000 x 6.625	17.0	14.38	268.4
600 x 150	609.6 x 168.3	432.0	365.0	122.0
24 x 8	20.000 x 8.625	17.0	14.76	270.6
600 x 200	609.6 x 219.1	432.0	375.0	123.0
24 x 10	24.000 x 10.750	17.0	15.12	271.0
600 x 250	609.6 x 273.0	432.0	384.0	123.2
24 x 12	24.000 x 12.750	17.0	15.63	273.2
600 x 300	609.6 x 323.9	432.0	397.0	124.2
24 x 14	24.000x14.000	17.0	16.00	275.0
600 x 350	609.6 x 355.6	432.0	406.0	125.0
24 x 16	24.000 x 16.000	17.0	16.00	275.0
600 x 400	609.6 x 406.4	432.0	406.0	125.0
24 x 18	24.000x18.000	17.0	16.50	279.6
600 x 450	609.6 x 457.2	432.0	419.0	127.1
24 x 20	24.000 x 20.000	17.0	17.00	281.6
600 x 500	609.6 x 508.0	432.0	432.0	128.0

MATERIAL SPECIFICATIONS

FITTING BODY:

- Ductile Iron castings to ASTM A536, Gr. 65-45-12 and or to ASTM A395, Gr. 65-45-15, min. tensile strength 65,000 psi (448 MPa).
- Wrought fittings to ASTM A234 Gr. WPB, standard weight (0.375" or 9.5 mm), or segmentally welded carbon steel of the same or equivalent grade.
- Segment-Welded Fittings are fabricated with carbon steel, ASTM A53 Grade B - standard wall pipe (0.375" wall) or equivalent materials.

SURFACE FINISH:

- Standard painted finishes in orange or RAL3000 red.
- Hot dip galvanized (optional)
- Epoxy coatings in RAL3000 red or other colors (optional)

GENERAL NOTES

- Maximum Working Pressure (CWP) listed is the maximum cold water pressure for general piping services tested to ASTM F1476 and or AWWA C606 methods. Figures listed are based on roll- or cut-grooved standard wall carbon steel pipe. For other pipe schedules or pipe materials, contact Shurjoint for additional information.
- Max. End Load is calculated based on the maximum working pressure (CWP).
- Listed and or Approved Pressures are pressure ratings for fire protection systems, tested and approved by various approval bodies. Please always refer to the latest approval data posted on the Shurjoint website.
- Field Joint Test: For one time only the system may be tested hydrostatically at 1.5 times the maximum working pressure listed (AWWA C606 5.2.3).
- Warning: Piping systems must always be depressurized and drained before attempting disassembly and or removal of any components.
- The 10 Year Limited Warranty applies to manufacturing defects only and does not cover severe service/temperature applications or wear parts.
- Shurjoint reserves the right to change specifications, designs and or standard without notice and without incurring any obligations.